

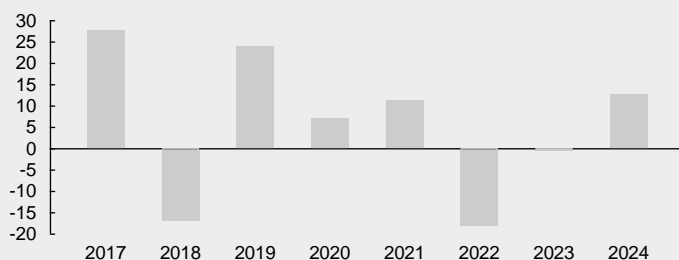
GLOBAL EQUITY SELECTION 100

Investment plans Switzerland, Plan No. 218
 Monthly Report, 01.04.2024

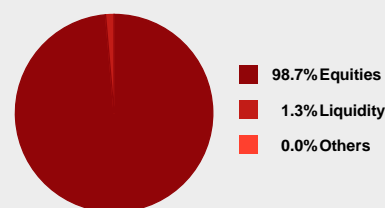
Investment Goal

When selecting the funds, all of the world's major markets are taken into consideration, so as to ensure broad diversification across various countries, currencies and levels of economic development. The most efficient markets form the core and guarantee the stability of the investment. They are represented by cost-effective, index-based funds. The further asset classes constitute markets with strong potential. A best in class approach ensures that these asset classes only ever contain the best-performing funds. The objective of this strategy is to reach a superior increase in assets over the long term, therefore the investment plan contains 100% equity funds.

Yearly performance in %



Asset Classes

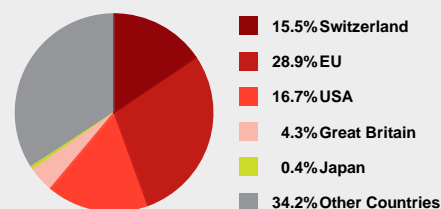


Investment Plan informations

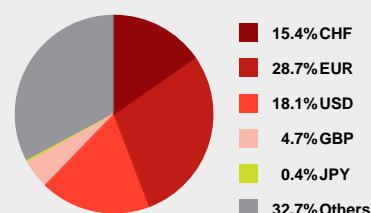
Plan number	218
Inception	01.05.2011
Strategy	ALL EQUITY
Currency	CHF
Average management fee	0.97%
Issuing commission*	2.50%
Average Total Expense Ratio (TER)	1.13%
Customer service	+41 58 472 44 44
Homepage	generali.ch

*No deduction for Flex provident insurance, Scala provident insurance and Performa provident insurance.

Country Allocation



Currency Allocation



Performance to 01.04.2024

Year to Date (YTD)	12.5%	1 year	6.9%
3 years	-8.1%	Ø 3 years	-2.8% p.a.
5 years	16.3%	Ø 5 years	3.1% p.a.
7 years	32.7%	Ø 7 years	4.1% p.a.
Since inception (01.05.2011)	66.2%	Ø since inception	4.0% p.a.

Composition

Name of fund	Unit	CH-Valor	ISIN	Currency	Volume (Mn CHF)
iShares ETF (CH) - iShares SMI (R) ETF (CH)	15%	889976	CH0008899764	CHF	2'043.6
iShares EURO STOXX 50 (DE)	15%	1174969	DE0005933956	EUR	6'305.5
Comgest Growth Asia Pac ex Japan Acc	15%	2633124	IE00B16C1G93	USD	58.7
JPM Emerging Markets Dividend A (acc) - USD	15%	20155950	LU0862449427	USD	652.1
DWS Invest ESG European Small/Mid Cap LC	15%	43448580	LU1863262298	EUR	22.6
Schroder ISF Global Energy A Acc EUR	15%	4381402	LU0374901568	EUR	453.7
SPDR S&P 500 UCITS ETF	10%	18118572	IE00B6YX5C33	USD	11'262.9

This is a marketing document. The details provided here are purely for information purposes and constitute neither investment advice or an offer, nor a recommendation to purchase or sell financial products or conclude other legal transactions. Past performance is not a reliable indication of future results. The information compiled in this document is based on trustworthy data from reliable sources, however we take no responsibility for the accuracy and completeness of the information mentioned in the document. Generali Insurances of Persons Ltd. cannot guarantee, explicitly nor implicitly, that the published information and opinions are accurate, complete and up to date. Only the sales prospectuses for the individual funds and the General Policy Conditions are binding.